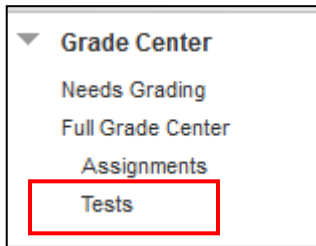


Blackboard Learn

Printing a Test with Answers

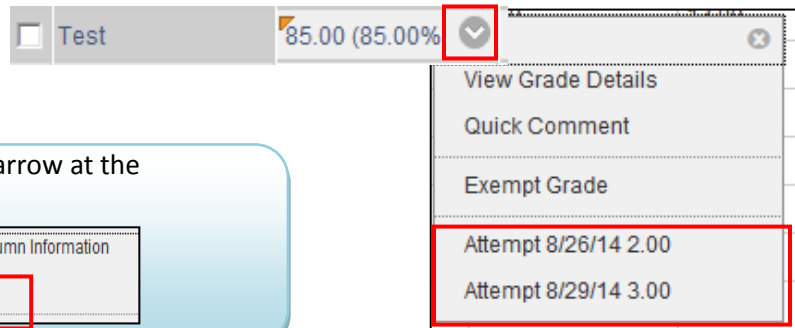
The recommended browser is **Mozilla Firefox for both PC and MAC** (the print function does not work in IE or Chrome).

1. **Navigate** to the course Grade Center and **click** on Tests

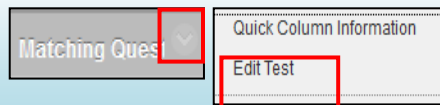


2. You can select to print the test itself (SEE NOTE BELOW) or a student's attempt.

To print the student test attempt, **navigate** to the individual student test score; **click** the down arrow, then **select** the attempt you wish to print.



Note: To print the entire test, click the down arrow at the top of the column and select Edit Test.



3. **Right-click** anywhere on the test.
4. **Select** This Frame then **Print Frame**.
5. You can **create** a PDF or **select** a printer, **Click** OK.

