
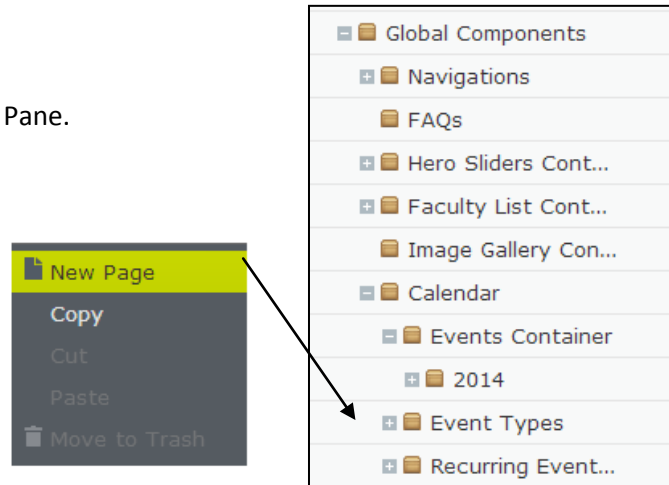


# EPI SERVER Content Management System

## Adding or Changing a Calendar Event Type

1. **Locate your Calendar Event Types** on the Navigation Pane.
2. (Micro Sites Landing Page > Global Components folder > Calendar Folder > Events Types > )
3. **Click the**  **button next to the Event Types Folder.**
4. **Select New Page.**



5. **Enter the name** you wish to add to the Event Types.
6. **Click Event Type** under Suggested page type. The following screen will appear:

Create a new page from Event Type

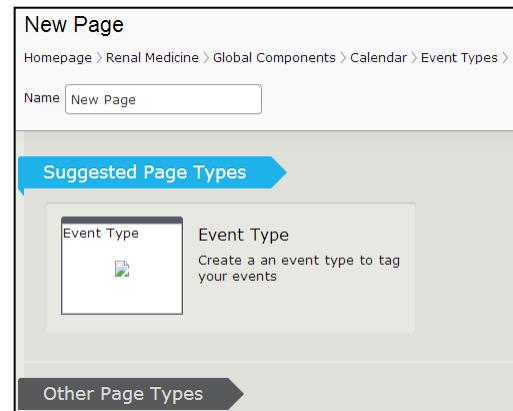
Test Type

---

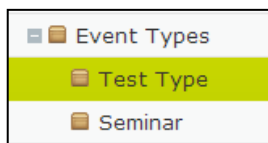
Enter the required information below

Content

Event Type Name



7. **Enter** the Event Type Name again and select **Done**.
8. **Publish** the event type. You will now see the new Event Type located under the Event Types in the Toggle pane and the Events window.



9. To **Change an Event Type Name**:
  - a) Select the Event Type.
  - b) Change the name.
  - c) Publish.